

# Note-taking Tips

**Good notes include the following:**

- ❑ Title
- ❑ Vocabulary
- ❑ Examples
- ❑ Pictures
- ❑ Color coding
- ❑ Abbreviations
- ❑ Key Facts
- ❑ Summary


**Good notes DO NOT include:**

- ❑ Every word that the teacher says or the book prints
- ❑ Information that you already know


**So you took notes, now what?!**

- ❑ Review notes within 24 Hours of writing them
- ❑ READ THEM! Often.
- ❑ Use them to make flash Cards (good study tool)
- ❑ Re-write your notes
- ❑ Compare your notes with a friends

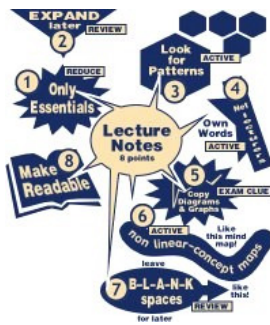
**Good Notes look ORGANIZED:**



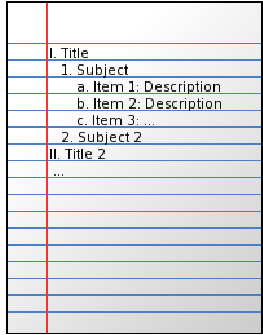
Cornell Notes



window Notes



Concept Map



Outline Notes

**If you can text, then you can take notes!**

<http://www.youtube.com/watch?v=0l1xkfrjcb0>

