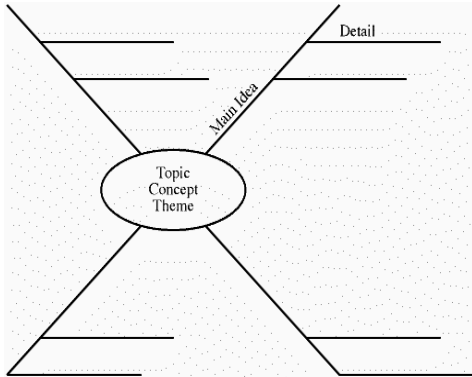


NOTE TAKING ORGANIZERS

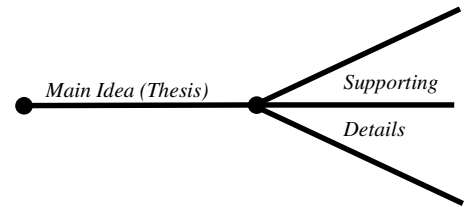
Spider Web



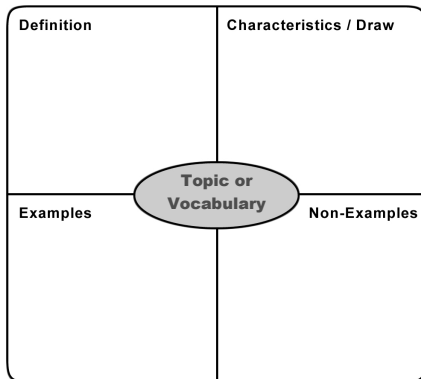
Window Notes

<p>FACTS</p> <ul style="list-style-type: none"> • Key Ideas • Details about events/characters • Vocabulary 	<p>FEELINGS</p> <ul style="list-style-type: none"> • Feelings about events/characters • How characters are feeling toward events or other characters
<p>QUESTIONS</p> <ul style="list-style-type: none"> • For the character • Left unanswered • From one character to another 	<p>IDEAS</p> <ul style="list-style-type: none"> • Theme • Motivation • Lessons • So What???

Chicken Foot Organizer



Frayer Model



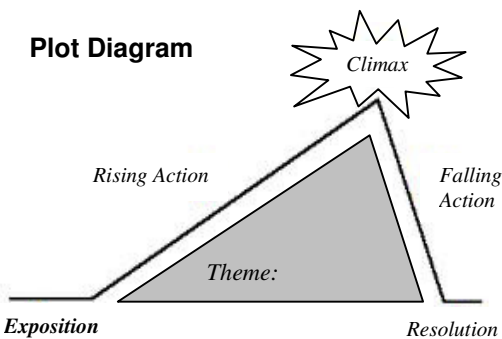
- Title of Outline
- I. Main topic
 - A. Subtopic that gives more information about main topic I.
 1. Detail that gives more information about subtopic A.
 2. Detail for subtopic A.
 - B. Subtopic for main idea I.
 1. Detail for subtopic B.
 2. Detail for subtopic B.
 - II. Main topic
 - A. Subtopic that gives more information about main topic II.
 1. Detail that gives more information about subtopic A.
 2. Detail for subtopic A.
 - B. Subtopic for main idea II.
 1. Detail for subtopic B.
 2. Detail for subtopic B.
 - III. Main topic
 - A. Subtopic that gives more information about main topic III.
 1. Detail that gives more information about subtopic A.
 - a. Detail for detail 1.
 - b. Detail for detail 1.
 2. Detail for subtopic A.
 - B. Subtopic for main idea III.
 1. Detail for subtopic B.
 2. Detail for subtopic B.

Outline

Cornell Notes

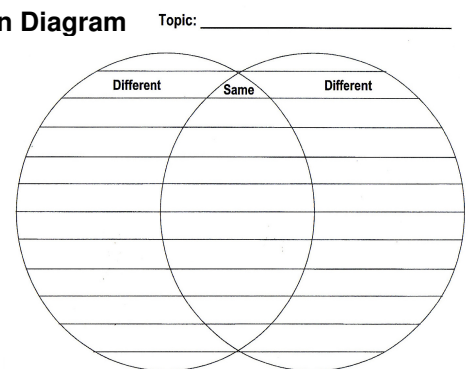
Topic / Title	Name Date Class Period
<ul style="list-style-type: none"> • Main Idea • Key Question (after notes are completed) 	<ul style="list-style-type: none"> • Key words & ideas • Important dates/people/places • Repeated/Stressed Info • Ideas/brainstorming written on board / overhead projector • Info from textbook/stories • Diagrams & Pictures • Formulas
Summary of your notes in your own words	

Plot Diagram



- Exposition**
- Title
 - Setting
 - Main Conflict

Venn Diagram



Graphic Notes

